



Your Solid & Flexible One-Stop Partner of SMT Solution




- Design and manufacture various Feeder over 15 yrs
- Customize feeder all over the world
- Provide All Brand Spare Parts with warranty



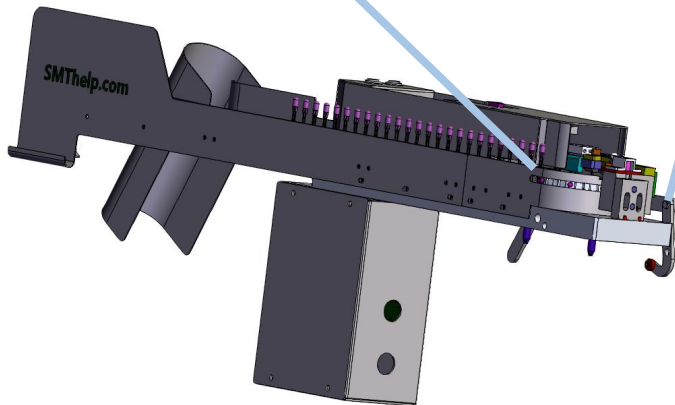
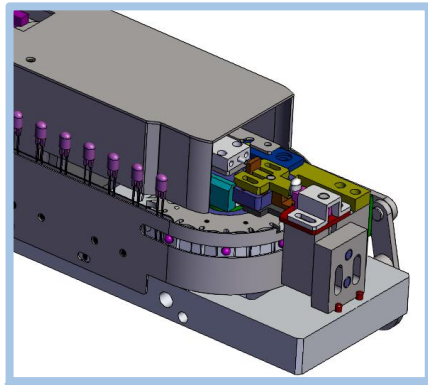
YSM20 Radial Tape Feeder



YSM20 Radial Tape Feeder enable SMT pick and place machine achieve Auto Insertion function on radial lead components Like ecaps, boxcaps, MOVs, LEDs, etc

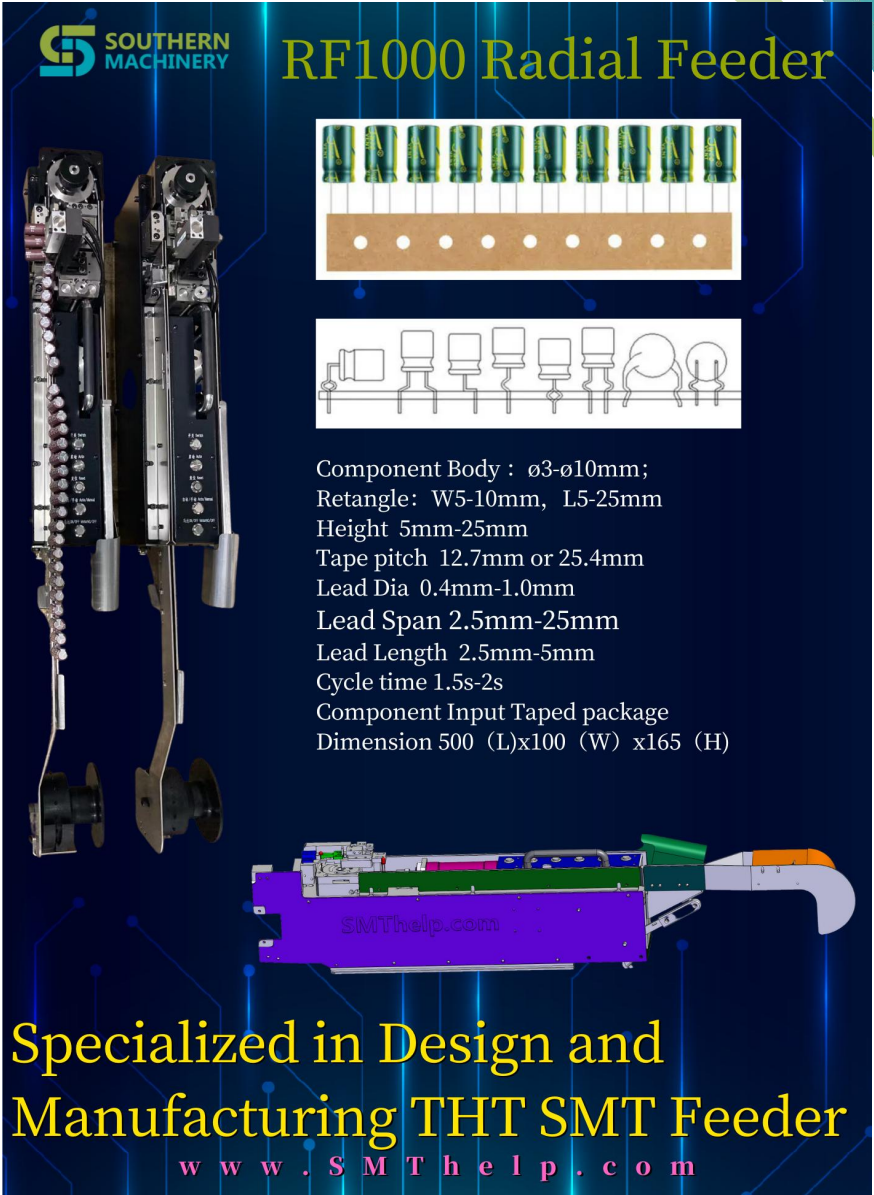
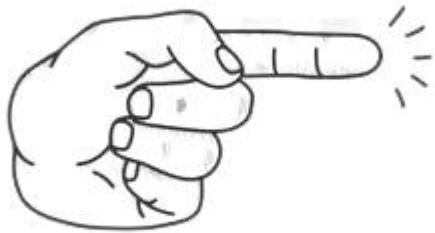


YSM20 Radial Tape Feeder



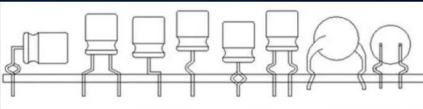
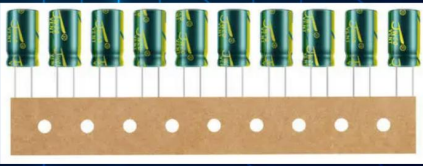
Model	YSM20
Component Body (mm)	Cylindrical: $\Phi 3 - \Phi 10$ Rectangle: 5 - 25(L) x 5 - 10(W)
Component Height (mm)	5 - 25
Tape pitch (mm)	12.7 or 15.0
Lead Dia (mm)	0.4 - 1.0
Lead Span (mm)	2.5 - 25
Lead Length (mm)	2.5 - 5
Feeding	Motor or Pneumatic drive
Cycle Time (s)	1.5 - 2
Component Range	E-cap, Inductor, Terminal
Component Input	Taped package
Dimension (mm)	500(L) x 100(W) x 165(H)

YSM20 how to work



SOUTHERN MACHINERY

RF1000 Radial Feeder



Component Body : $\phi 3\text{-}\phi 10\text{mm}$;
Retangle: W5-10mm, L5-25mm
Height 5mm-25mm
Tape pitch 12.7mm or 25.4mm
Lead Dia 0.4mm-1.0mm
Lead Span 2.5mm-25mm
Lead Length 2.5mm-5mm
Cycle time 1.5s-2s
Component Input Taped package
Dimension 500 (L)x100 (W) x165 (H)

SMTThehelp.com

Specialized in Design and Manufacturing THT SMT Feeder

www.SMTThehelp.com

Best After-sales service

- **Worldwide Support**
- **Free Installation/
Training**
- **1 day lead-time (spare
parts)**
- **1 Month customize
solution**



Welcome inquiry

1. Please visit : www.smthelp.com
2. Find us more: <https://www.facebook.com/autoinsertion>
3. Know more our team: <https://cn.linkedin.com/in/smtsupplier>
4. Welcome to our factory in Shenzhen China
5. Google: automatic tin soldering
6. Looking forward to your email: jack@smthelp.com